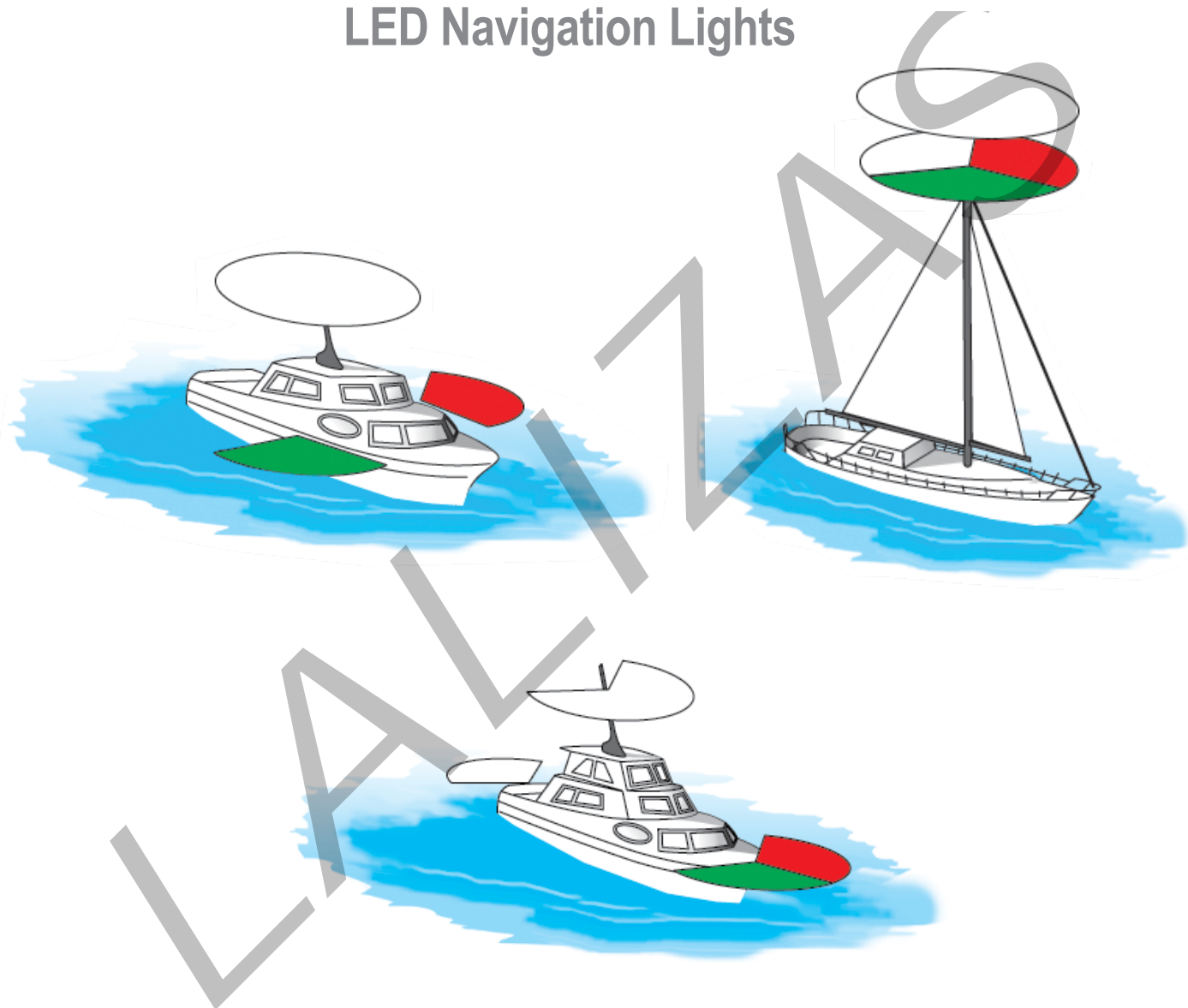


FOSLED

LED Navigation Lights




Mounting instructions

1. Navigation lights should be vertically mounted. It should also be insured that, when in use, they are not being obstructed by superstructures, objects, or persons on board.
2. Boats over 12m in length, should have the masthead light mounted at least 2,5m above the gunwale.
3. It is possible that boats less than 12m in length have the masthead light mounted 1m (in height) above the side light.
4. When using a bicolour side light, this must be mounted lower than the masthead light, but not less than 1m (in height).
5. Stern lights should be mounted above the keel line, at the stern if possible.

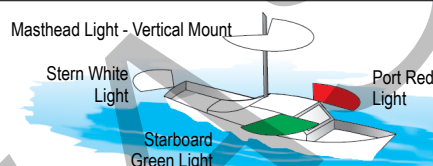
FOSLED

The following guide illustrates the required Navigation Lights per vessel's size according to regulations.


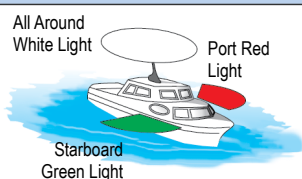
**Powercraft underway, less than 7m L.O.A., speed 7 knots
Including yacht under power***



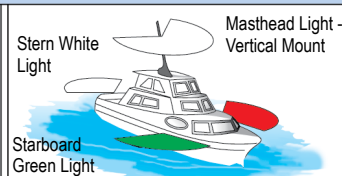
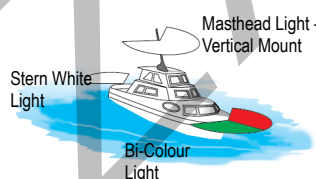
Motor driven vessel less than 12m



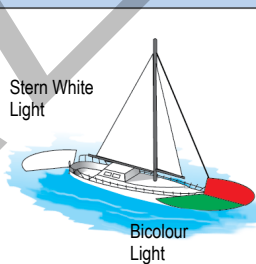
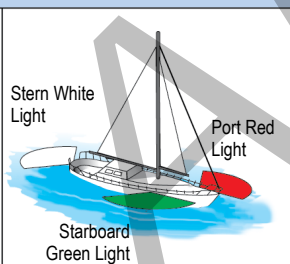
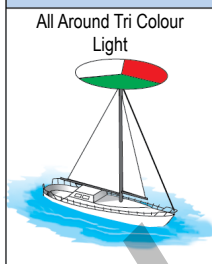
Powercraft underway, less than 12m L.O.A. when masthead & stern cannot be mounted



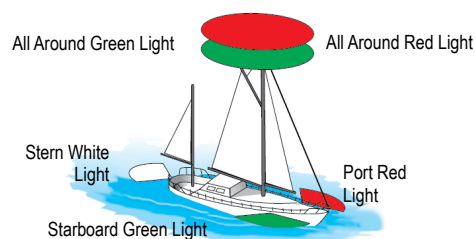
Motor driven vessels 12m up to 20m L.O.A.



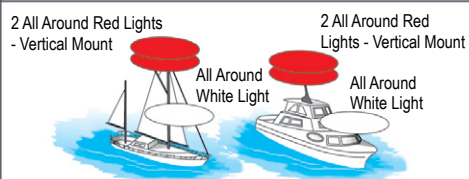
Sailing vessels less than 20m L.O.A.



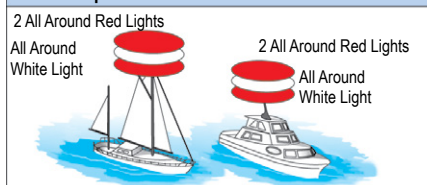
Sailing vessels more than 20m L.O.A.



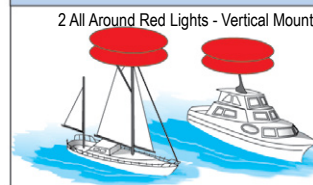
**Vessel at anchor, aground or
at pier (jetty) from 12m aground**



**Restricted in manoeuvrability sailing and
power boats more than 20m L.O.A.**



**Sailing and power boats more than 12m
L.O.A. not under command**



*Vessels less than 7 m with speed over than 7 knots need to have both All-around Light as well as Sidelights.